

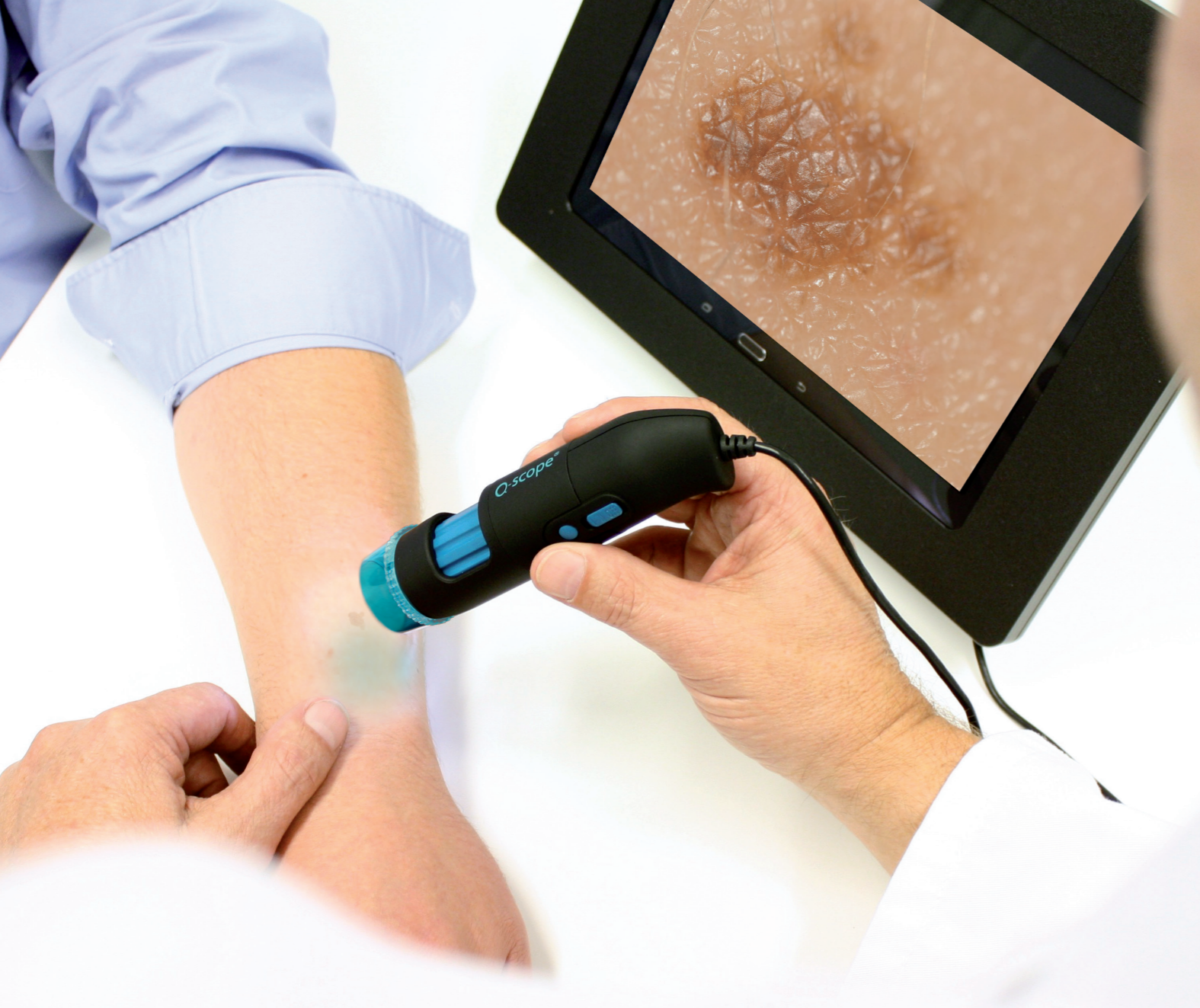
Q-scope[®]
DIGITAL MICROSCOPE

Discover the
new world
of handheld
digital
microscopy

Designed by Euromex
in the Netherlands



www.q-scope.com
www.mikroskopy-prodej.cz



Besides generating crisp clear high-resolution images the Q-scope distinguishes itself from others due to its clever ergonomical design. The shape has been made such that it fits precisely the hand of the user

www.q-scope.com
www.mikroskopy-prodej.cz



Q-scope® digital microscopes high quality real time images

The Q-scope product range of digital microscopes offer the best solution for a broad range of applications like industrial quality control, medical & life sciences, forensics, science & education, art restoration and many other fields

Get connected through USB to your Windows or Mac computer to observe and analyse your captured or live images with our powerful user-friendly (free of charge) software for advanced image processing. The Wi-Fi models can easily be connected to tablet computers. The Q-scope series consists out of models with numerous magnification ranges and a variety of image sensors

Q-scope has been designed in such way that it fits perfectly in your hand. This allows a relaxed grip, which makes the usage of the Q-scope handheld microscope very easy and effortless. Ease of use is crucial, this is why the Q-scope digital microscope only needs one finger to focus, grab a picture and select illumination settings



www.q-scope.com
www.mikroskopy-prodej.cz

Q-scope® USB microscopes



MODEL	Product number	QS.13200-P
	Connection	USB 2.0
OPTICS	Magnification	10 - 50x and 200x
	Zoom	Yes, distance controlled
	Working distance	Standard
	Lens type	High grade optical glass with multi-layer anti-reflection coating
	Focus range	Manual focus from 10 to 500 mm
	Polarizer	Yes
SENSOR	Sensor type	CMOS
	Size	1.3 megapixel
	Resolution	1280x1024, 1280x960, 640x480
	Max. frame rate	30 fps
FEATURES	Illumination	8 white power LEDs
	Software	Q-focus analysis software with measurement and annotation functions
BODY	Dimensions	(d) 34 x (l) 140 mm
	Weight	115 grams
	Package content	Microscope , Q-focus software, user manual, calibration target



MODEL	Product number	QS.20200-P
	Connection	USB 2.0
OPTICS	Magnification	10 - 50x and 200x
	Zoom	Yes, distance controlled
	Working distance	Standard
	Lens type	High grade optical glass with multi-layer anti-reflection coating
	Focus range	Manual focus from 10 to 500 mm
	Polarizer	Yes
SENSOR	Sensor type	CMOS
	Size	2.0 megapixel
	Resolution	1600x1200, 1280x960, 800x600, 640x480
	Max. frame rate	30 fps
FEATURES	Illumination	8 white power LEDs
	Software	Q-focus analysis software with measurement and annotation functions
BODY	Dimensions	(d) 34 x (l) 140 mm
	Weight	115 grams
	Package content	Microscope , Q-focus software, user manual, calibration target



MODEL	Product number	QS.20500
	Connection	USB 2.0
OPTICS	Magnification	500x
	Zoom	No
	Working distance	Standard
	Lens type	High grade optical glass with multi-layer anti-reflection coating
	Focus range	4 mm
	Polarizer	No
SENSOR	Sensor type	CMOS
	Size	2.0 megapixel
	Resolution	1600x1200, 1280x960, 800x600, 640x480
	Max. frame rate	30 fps
FEATURES	Illumination	8 white power LEDs
	Software	Q-focus analysis software with measurement and annotation functions
BODY	Dimensions	(d) 34 x (l) 140 mm
	Weight	115 grams
	Package content	Microscope , Q-focus software, user manual, calibration target



MODEL	Product number	QS.90200-P
	Connection	USB 2.0
OPTICS	Magnification	10 - 40x and 200x
	Zoom	Yes, distance controlled
	Working distance	Standard
	Lens type	High grade optical glass with multi-layer anti-reflection coating
	Focus range	Manual focus from 10 to 200 mm
	Polarizer	Yes
SENSOR	Sensor type	CMOS
	Size	9.0 megapixel
	Resolution	3488x2616, 2560x1920, 2048x1536, 800x600
	Max. frame rate	15 fps
FEATURES	Illumination	8 white power LEDs
	Software	Q-focus analysis software with measurement and annotation functions
BODY	Dimensions	(d) 34 x (l) 140 mm
	Weight	115 grams
	Package content	Microscope , Q-focus software, user manual, calibration target

Q-scope® UV microscopes



MODEL	Product number	QS.UV-370
	Connection	USB 2.0
OPTICS	Magnification	10 - 50x and 200x
	Zoom	Yes, distance controlled
	Working distance	Standard
	Lens type	High grade optical glass with multi-layer anti-reflection coating
	Focus range	Manual focus from 10 to 500 mm
	Polarizer	No
SENSOR	Sensor type	CMOS
	Size	2.0 megapixel
	Resolution	1600x1200, 1280x960, 800x600, 640x480
	Max. frame rate	30 fps
FEATURES	Illumination	8 UV power LEDs, 370 nm
	Software	Q-focus analysis software with measurement and annotation functions
BODY	Dimensions	(d) 34 x (l) 140 mm
	Weight	115 grams
	Package content	Microscope , Q-focus software, user manual, calibration target

MODEL	Product number	QS.UV-400
	Connection	USB 2.0
OPTICS	Magnification	10 - 50x and 200x
	Zoom	Yes, distance controlled
	Working distance	Standard
	Lens type	High grade optical glass with multi-layer anti-reflection coating
	Focus range	Manual focus from 10 to 500 mm
	Polarizer	No
SENSOR	Sensor type	CMOS
	Size	2.0 megapixel
	Resolution	1600x1200, 1280x960, 800x600, 640x480
	Max. frame rate	30 fps
FEATURES	Illumination	8 UV power LEDs, 400 nm
	Software	Q-focus analysis software with measurement and annotation functions
BODY	Dimensions	(d) 34 x (l) 140 mm
	Weight	115 grams
	Package content	Microscope , Q-focus software, user manual, calibration target

www.q-scope.com
www.mikroskopy-prodej.cz

Q-scope® Infrared microscope



MODEL	Product number	QS.IR-940
	Connection	USB 2.0
OPTICS	Magnification	10-50x and 200x
	Zoom	Yes, distance controlled
	Working distance	Standard
	Lens type	High grade optical glass with multi-layer anti-reflection coating
	Focus range	Manual focus from 10 to 500 mm
	Polarizer	Yes
SENSOR	Sensor type	CMOS
	Size	2.0 megapixel
	Resolution	1600x1200, 1280x960, 800x600, 640x480
	Max. frame rate	30 fps
FEATURES	Illumination	4 white power LED and 4 Infrared (IR) power LEDs, 940nm (switchable)
	Software	Q-focus analysis software with measurement and annotation functions
BODY	Dimensions	(d) 38/53 x (l) 140 mm
	Weight	115 grams
	Package content	Microscope , Q-focus software, user manual, calibration target

www.q-scope.com
www.mikroskopy-prodej.cz



Q-scope® Dermoscope



MODEL	Product number	QS.DERMO
	Connection	USB 2.0
OPTICS	Magnification	10-50x and 200x
	Zoom	Yes, distance controlled
	Working distance	Standard
	Lens type	High grade optical glass with multi-layer anti-reflection coating
	Focus range	Manual focus from 5 to 520 mm
	Polarizer	Yes
SENSOR	Sensor type	CMOS
	Size	2.0 megapixel
	Resolution	1600x1200, 1280x960, 800x600, 640x480
	Max. frame rate	32 fps
FEATURES	Illumination	8 white power CR++ LEDs
	Software	Q-focus analysis software with measurement and annotation functions
BODY	Dimensions	(d) 38/53 x (l) 140 mm
	Weight	115 grams
	Package content	Microscope , Q-focus software, user manual, calibration target



Q-scope® Wi-Fi microscope



MODEL	Product number	QS.13100-W
	Connection	Wi-Fi / USB 2.0
OPTICS	Magnification	Wi-Fi mode: 10 - 25x, 100x USB mode: 10 - 25x, 200x
	Zoom	Yes, distance controlled
	Working distance	Standard
	Lens type	High grade optical glass with multi-layer anti-reflection coating
	Focus range	Manual focus from 10 to 500 mm
	Polarizer	Yes
SENSOR	Sensor type	CMOS
	Size	1.3 megapixel
	Resolution	1280x960, 1024x768, 640x480
	Max. frame rate	25 fps
FEATURES	Illumination	8 white power LEDs
	Software	Q-focus analysis software with measurement and annotation functions
BODY	Dimensions	(d) 38/53 x (l) 140 mm
	Weight	135 grams
	Package content	Microscope , Q-focus software, user manual, calibration target



Q-scope® Lite

Complete starters set for Home and Hobby

A special version for home and hobby use is created so anyone can enjoy the advantages of Q-scope digital microscopes!

At an extra attractive value for money ratio the **Q-scope LITE** is a great tool. Investigate or educate about coins, stamps, ants etc or use it to inspect kids for lice, share pictures with your doctor of suspicious skin defects, the possibilities are endless. The **Q-scope LITE-S** digital microscope starters set includes a special metal Q-scope LITE stand



QS.LITE-S



MODEL	Product number	QS.LITE Digital USB microscope
		QS.LITE-S Digital microscope starter set QS.LITE including metal stand
OPTICS	Connection	USB 2.0
	Magnification	10-40x and 180x
	Zoom	Yes, distance controlled
	Working distance	Standard
	Lens type	High grade optical glass with multi-layer anti-reflection coating
	Focus range	Manual focus from 10 to 500 mm
	Polarizer	No
SENSOR	Sensor type	CMOS
	Size	1.2 megapixel
	Resolution	1280x960, 640x480
	Max. frame rate	25 fps
	Features	
FEATURES	Illumination	8 white power LEDs
	Software	Q-focus analysis software with measurement and annotation functions
BODY	Dimensions	(d) 34 x (l) 140 mm
	Weight	QS.LITE 110 grams / QS.LITE-S 490 grams
	Package content	Microscope, (metal basic stand), Q-focus software, user manual, calibration target

A closer look at the Q-scope® microscope

POLARIZATION

Different illumination techniques can be applied. Polarization can be used to eliminate unwanted reflections of metal and glass or to detect stress in transparent materials

LIGHTING

Eight high power white LED's. Adjustable brightness for optimal control

UP TO 9 MEGAPIXELS

Q-scope® models come in suitable capture resolutions for any application. Save high quality images up to 3488 x 2616 pixel resolution

BUTTONS

Capture button and on/off switch plus brightness control

MEASURE AND SHARE

Q-focus measuring software is designed to be simple but highly accurate. Fast and precise measurement results can be easily shared with colleagues and friends all over the world!

UP TO 500X MAGNIFICATION

Standard focuszoom magnification range is 10x to 50x plus an additional high magnification of 200x. Magnifications up to 500x available

THUMB FOCUSING

Ease of use is crucial, this is why the Q-scope® digital microscope only needs one finger to focus, grab a picture and select illumination settings. Full metal gears ensure that the ease of movement will stay consistent for many years

ERGONOMIC DESIGN

The soft touch housing of the Q-scope® has been designed in such way that it fits perfectly in your hand. This allows a relaxed grip, which makes the usage of the Q-scope very easy and effortless

USB 2.0 – WIFI INTERFACES

Connect your digital Q-scope® microscope to your PC, Mac or Tablet either via USB or wireless using WiFi for full freedom of movement. Plug & Play!

Some applications...



Q-scope® Basic stands



QS.MS10



QS.MS20



QS.CS10

MODEL	Product number	QS.MS10	QS.MS20	QS.CS10
DETAILS	Q-scope stand	Q-scope Metal Positioning Stand with easy 3D positioner Stable height adjustable stand with 3D positioner for accurate microscope control, ergonomic stable design	Q-scope Metal Gooseneck stand with fixed positioner Ergonomic hands-free operation. Large working distance and positioning options. Designed for maximum flexibility, ergonomic stable design	Q-scope Cradle Stand Transparant cradle for easy movement across flat surfaces and fast inspection at a fixed working distance
	Applications	All	All	Surface inspection like printing and fabrics
STAND	Features	Height adjustable, portable, easy 3D positioner, ergonomic design	Extended reach, portable, fixed positioner, ergonomic design	Fixed distance, light weight, portable cradle stand
	Dimensions	(w) 146 x (l) 176 x (h) 160 mm	(w) 329 x (l) 138 x (h) 265 mm	(d) 98 x (h) 50 mm
	Working distance	0 - 105 mm	0 - 120 mm	15 mm
	Weight	620 grams	580 grams	35 grams
	Compatible with	All Q-scope models	All Q-scope models	All Q-scope models
	Package content	Stand, 3D positioner holder, wrench, cable guiding clamp, user manual	Stand, fixed positioner holder, wrench, cable guiding clamp, user manual	Stand, holder, user manual

Q-scope® stands with unique easy 3D positioner

Check out the easy 3D positioner for effortless positioning of the Q-scope in all possible angles

A unique feature optional of the Q-scope stands range is the **3D positioner**, which enables very easy and precise three-dimensional positioning and focussing using only one hand! We invite you to experience this fully rotatable state-of-the-art positioning tool while using your Q-scope digital microscope



The **Q-scope Metal Positioning Stand** offers a steady positioning of the microscope and with the 3D-positioning holder the Q-scope can be effortless positioned in literally every three dimensional position using only ONE hand!



Q-scope® stands

matching all applications

The Q-scope stands are designed to be stable and well balanced and provide smooth adjustment and positioning of the Q-scope digital microscopes

The desktop models consist out of a black coated metal base with a chromed steel post. The **Q-scope Metal Gooseneck Stand** has a black coated metal boomerang shaped base with a chromed flexible gooseneck with holder. With each stand a cable clamp is provided in order to secure the USB cable of the wired Q-scope models

The **Q-scope Metal Boom-arm Stand** offers an extra steady and precise positioning of the microscope

The large pillar and long articulated arm of the **Q-scope Metal Articulated-arm Stand** enables users to place large objects under the Q-scope. Use the fixed or the 3D-positioning holder to literally position the Q-scope in any three dimensional position effortlessly



The **fine focus adjustment system** allows accurate positioning and focusing of the Q-scope for precise microscope height control

The **Cradle Stand** offers a hands-free usage of the Q-scope to view at a fixed working distance. You can easily put the Q-scope into the cradle for close inspection at a high magnification



QS.MS45-D


www.q-scope.com
www.mikroskopy-prodej.cz

Q-scope® Professional stands


More professional stands on www.q-scope.com



QS.MS40-B



QS.MS40-D



QS.MS45-B

MODEL	Product number	QS.MS40-B	QS.MS40-D	QS.MS45-B
DETAILS	Q-scope stand	Q-scope Metal Boom-arm stand with 3D positioner	Q-scope Metal Boom-arm Stand with fine focus adjustment 3D positioner	Q-scope Metal Articulated-arm Stand with 3D positioner
		Extra stable height adjustable stand with 3D positioner for accurate microscope control, suitable for large objects, ergonomic design	Extra stable and height adjustable stand with fine focus adjustment, and fixed positioner for precise microscope control in height, suitable for large objects, ergonomic design	Extra stable and height adjustable articulated stand with 3D positioner for accurate microscope control, suitable for large objects
STAND	Applications	All	All	All
	Features	Height adjustable, portable, easy 3D positioner, suitable for large objects, ergonomic design	Height adjustable, portable, fixed positioner, suitable for large objects, ergonomic design	Height adjustable, articulated, portable, easy 3D positioner, suitable for large objects, ergonomic design
	Dimensions	(w) 220 x (l) 250 x (h) 287 mm	(w) 220 x (l) 250 x (h) 287 mm	(w) 220 x (l) 250 x (h) 287 mm
	Working distance	0 - 230 mm	0 - 235 mm	0 - 230 mm
	Working range (X/Y)	190/190 mm	45/137 mm	335/335 mm
	Focusing range	-	44 mm	-
	Weight	1600 grams	1700 grams	1800 grams
	Compatible with	All Q-scope models	All Q-scope models	All Q-scope models
	Package content	Stand, fine focus unit, fixed position holder, wrench, cable guiding clamp, user manual	Stand, fine focus unit, fixed position holder, wrench, cable guiding clamp, user manual	Stand, fixed positioner holder, wrench, cable guiding clamp, user manual

www.q-scope.com
www.mikroskopy-prodej.cz



ERGONOMIC DESIGN

The soft touch housing of the Q-scope has been designed in such way that it fits perfectly in your hand. This allows a relaxed grip, which makes the usage of the Q-scope very easy and effortless



UP TO 500X MAGNIFICATION

The wide variety of Q-scope digital microscopes models offer a complete range of magnifications, suitable for any object. Standard focus-zoom magnification range is 10x to 50x plus an additional high magnification of 200x. Magnifications up to 500x available



UP TO 9 MEGAPIXELS

Q-scope models come in suitable capture resolutions for any application. Save high quality images up to 3488 x 2616 pixel resolution



USB 2.0 – INTERFACE

Connect your digital Q-scope microscope to your PC, Mac or tablet using the USB port of your device



WIFI – INTERFACE

Connect your digital Q-scope microscope to your Android or IOS tablet or smartphone wireless through Wi-Fi



THUMB FOCUSING

Ease of use is crucial, this is why the Q-scope digital microscope only needs one finger to focus, grab a picture and select illumination settings. Full metal gears ensure that the ease of movement will stay consistent for many years



POLARIZATION

Different illumination techniques can be applied. Polarization can be used to eliminate unwanted reflections of metal and glass or to detect stress in transparent materials



MEASURE AND SHARE

Q-focus measuring software is designed to be simple but highly accurate. Fast and precise measurement results can be easily shared with colleagues and friends all over the world!



UV ILLUMINATION

Using 8 powerful 370 or 400nm UV LEDs the Q-scope UV models allow specialists to illuminate and visualize details in specimen, which cannot be seen with regular illumination



INFRARED ILLUMINATION

The infrared Q-scopes models allow switching between 940nm infrared and white light. This makes it easy to compare images and perform image analysis more efficient




DERMATOLOGY

Experience digital dermoscopy and increase the efficiency of diagnosing and documenting morphological dimensions of pigmented skin lesions, differentiating melanoma from other pigmented skin lesions. Use polarized light to easily cancel out skin surface reflections

Distribuce, prodej:

RNDr. Karel Martyčák

Zahradní 1a
664 41 Troubsko
Tel: 537 026 109
GSM: 603 254 123



Q-scope[®]

DIGITAL MICROSCOPE

Euromex Microscopen bv

Papenkamp 20
6836 BD Arnhem
The Netherlands
Tel: +31 (0) 26 323 22 11

v. 721301

www.q-scope.com

www.mikroskopy-prodej.cz